

Treasure Boxes


Many children have special things they collect and call treasures. They can be things such as collections of rocks, sea shells, jewelry, tiny plastic animals, or many other things. Here is a way they can decorate a special place to keep their treasures.

What you need:

- A box, such as a shoe box
- Paint and paint brushes
- Old magazines or catalogs, stickers, wrapping paper scraps, photos, the newspaper comic page, or anything else you want to add
- White craft glue
- Safety scissors

What to do:

The children can decorate their own treasure box using the materials you have any way they want. They can paint their box or put stickers on it. They can cut pictures out of magazines, catalogs, or the comic page and glue them on their box. Some might want to glue a photo on the box to identify it as theirs.



Fish That Fly


What you need:

- Construction paper of various colors
- Safety scissors
- Washable markers



What to do:

- Cut strips of paper - 11 inches long by 1 ½ inches wide.
- About three inches from each end of a strip, carefully cut a slit half way through the paper – at the top on one end and the bottom of the other end. (See diagram below.)
- Have the children color designs, and maybe eyes for their fish, on the strips with markers.
- Roll the paper so that you can slide the slits into each other.
- Gently pinch a crease in the middle of the strip.
- Have the children hold their fish up high, then let go. The fish will twirl down to the floor!



Going Tenting

Make a special place for reading or telling stories, or maybe just pretending. Put a blanket or sheet over a table or some chairs to make a tent. Leave one side open. Put some small pillows in your "tent." This can be a place for children to relax with stories or pretending to be camping somewhere. Encourage them to use their imaginations for special times in the "tent."

There Once Was a Puffin

Oh, there once was a puffin
Just the shape of a muffin,
And he lived on an island
In the
Bright
Blue
Sea!


He ate little fishes,
That were most delicious,
And he had them for supper
And he
Had
Them
For tea.

But this poor little puffin,
He couldn't play nothin',
For he hadn't anybody
To
Play
With
At all.

So he sat on his island,
And he cried for awhile, and
He felt really lonely,
And he
Felt
Very
Small.

Then along came the fishes,
And they said, "If you wishes,
You can have us for playmates,
Instead
Of
For tea."

So they now play together
In all sorts of weather
And the puffin eats pancakes
Like you
And
Like me.



This is a silly poem that is fun for children to learn and act out

Puffins are funny looking birds that live and nest near oceans. They have black and white feathers. Their beaks are bright colors for part of the year and then the outer part sheds leaving a dull colored beak underneath. Puffins' wings are short so they can dive and swim under water.

PENNSTATE



College of Agricultural Sciences
Cooperative Extension

Dr. James E. Van Horn, CFLE, Better Kid Care Program Director

Developed by Nancy Wilson, Penn State Better Kid Care Program
253 Easterly Parkway, State College, PA 16801 • Phone: 1-800-452-9108 • Website: betterkidcare.psu.edu

Supported by funds from the Pennsylvania Department of Public Welfare, Office of Child Development and Early Learning.

This publication is available in alternative media on request.
Penn State is committed to affirmative action, equal opportunity, and the diversity of its work force.