

Easy-to-Wear Masks

These masks are easy to make and fit on each child's head. Children can wear them for pretend play and will still be able to see and breathe easily!

What you need:

- Colored construction paper
- Soft tape measure
- Safety scissors
- Colored paper scraps
- Washable markers
- White craft glue


What to do:

- Cut oval-shape heads out of a sheet of construction paper.
- Measure each child's head around the crown area.
- Cut strips of paper a few inches longer to form a headband to fit their heads.
- Have the children decorate a head shape as a character they want to pretend to be. They can use paper scraps or markers or anything else available. It can be an animal, a character from a story, a community helper, a clown, etc.
- Glue the ends of the headband strip together so it fits the child's head.
- Glue the mask to the headband.
- The bottom of the mask should be above the children's eyes so they may play freely, yet still be able to see what they are doing.
- These masks are easy to make, replaceable, and each child can make several to wear for different pretend roles.

Fun Feet

What you need:

- White paper
- Pencil
- Colored felt squares
- Scissors
- Shoelaces




What to do:

- Draw shapes on the white paper to make a pattern for shoes, paws, boots, clown shoes, web feet, etc.
- Trace one of the shapes onto two felt squares and cut them out.
- Cut two slits, one on each side of each shape.
- Thread a shoelace through each shape and tie it around the top of a child's shoe.
- The children can have lots of fun with their pretend funny feet!

Fabric and Scarves

Pieces of colorful fabric and a variety of scarves make a great addition to your pretend play props. They can be tucked in a waist band to make a skirt, in a sleeve to make some wings, and in the back of a shirt to make a pretend cape. The children can have hours of fun with these simple fabrics.




Paper Mosaics

What you need:

- A piece of cardboard or poster board for a background
- Colored paper scraps of various types such as wrapping paper, tissue paper, construction paper, newspaper, old magazines, catalogs, etc.
- Other small objects such as ribbon pieces, yarn, small seashells, small pinecones, acorns, or anything else the children decide to use
- White craft glue

What to do:

- The background can be cut into a shape or left as a rectangle or square shape.
- The paper scraps can be cut or torn into various shapes.
- Glue each piece onto the background until it is covered. The children can make a pattern or just glue the paper pieces randomly.
- Other three-dimensional pieces may be added to the mosaic.



Measuring Game

This is a fun way to keep kids active while teaching them about measurement. Have the children measure things around the room or yard using their feet to measure. Here are some things you can ask them to measure or you can choose others in your room or yard not listed.

Have the children figure out how many steps there are:

- around a table
- from the table to the door
- around a chair
- from the kitchen to the bathroom
- from one tree to another tree out in the yard
- from the tree to the fence



Crumples Paper Painting

What you need:

- Paper, cardboard, or poster board for a background
- Smaller pieces of paper or newspaper
- Tempera paints

What to do:

- Have the children crumple up the smaller pieces of paper or newspaper, then dip the paper balls into the paint.
- Press the paint-covered balls on the background paper to make designs or just paint.
- Use a different paper ball if using more than one color paint.

PENNSTATE



College of Agricultural Sciences
Cooperative Extension

Dr. James E. Van Horn, CFLE, Better Kid Care Program Director

Developed by Nancy Wilson, Penn State Better Kid Care Program
253 Easterly Parkway, State College, PA 16801 • Phone: 800-452-9108 • Web site: betterkidcare.psu.edu

Supported and produced with funds from the Office of Child Development and Early Learning, a joint office of the Pennsylvania Departments of Education and Public Welfare, and the Penn State Cooperative Extension Better Kid Care Program.

This publication is available in alternative media on request.

Penn State is committed to affirmative action, equal opportunity, and the diversity of its work force.

Copyright © 2008 The Pennsylvania State University