

Let's Play Together

Children can learn social attitudes and behaviors when they play cooperative games. The participants learn to work together to succeed at the game. Here are some fun cooperative games.

Bean Bag Freeze

Give the children a bean bag to balance on their heads. Play some music for the children to dance to. A player must "freeze" if the bean bag falls off her head. Another player then carefully picks up the bean bag and puts it back on that player's head so she can join the dancing again. The point of the game is to have as many children dancing as possible until the music ends.

The Same Things

This is an activity that will get the children up, walking around, and using observation skills to find similar things. The children will form and re-form groups as they find others with the same thing. Here are some things to have them look for:

- Who has the same color eyes as yours?
- Who is wearing sneakers?
- Who has curly hair and who has straight hair?
- Who is wearing something red?
- Who likes to eat apples?
- What is your favorite kind of ice cream?
- Who has a brother?
- Who has a sister?




Web Circle Fun

What you need:

- A ball of yarn

What to do:

- Have the children sit in a circle with one holding the ball of yarn.
- Choose a topic for your game such as, "My favorite food is..., My favorite color is..., My favorite animal is..., etc."
- The child holding the yarn ball answers first, then gently throws the yarn ball to a child across the circle.
- Each person who catches the yarn ball then answers the question. That child throws the ball to someone else while holding onto his string of yarn.
- Once each child has caught the yarn ball and answered the question, a large web will have been created in the center of the circle.
- If the children are good at remembering, they can reverse the order by choosing another question, repeating the process in reverse, and winding the yarn into a ball again.

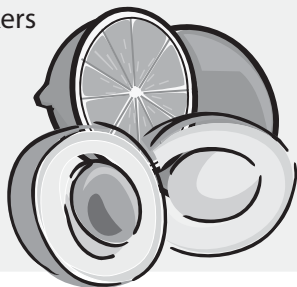


What's Inside?

This activity is appropriate for children over three years of age.

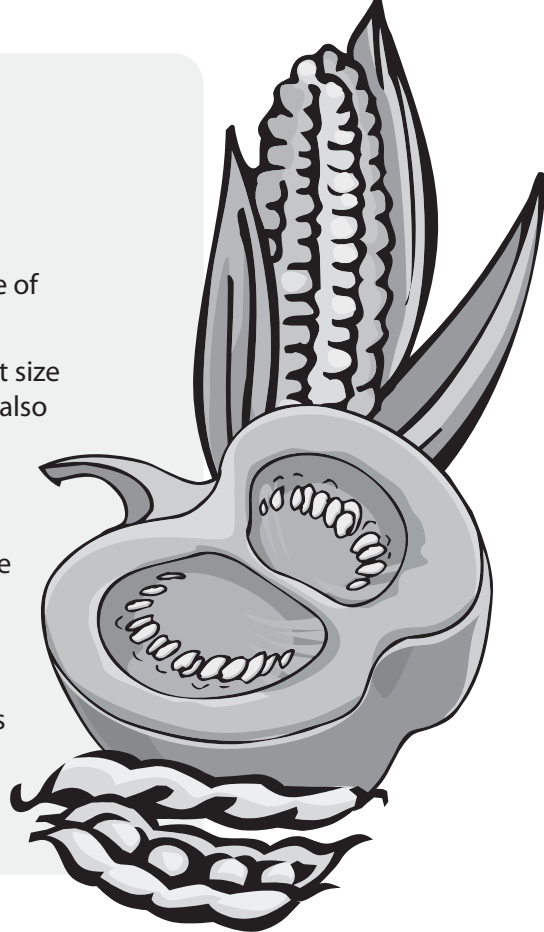
What you need:

- Some fresh fruits and vegetables that contain seeds. Some examples are pumpkins, squash, apples, peaches, green beans, oranges, avocado, and corn.
- Small bowls for the seeds
- A large sheet of paper or poster board to make a chart
- Washable markers



What to do:

- Show the children each piece of fruit or vegetable.
- Have the children guess what size seed will be inside. They can also guess whether it will have one seed or many seeds.
- Have small bowls with seeds from each fruit and vegetable on a table and have the children guess which one they come from.
- Make a chart of their findings – if the fruit or vegetable has seeds that are large, small, many, or one.



Tracing Feet

What you need:

- Large sheets of drawing paper
- Pencils
- Washable markers or crayons

What to do:

- On a sheet of drawing paper trace around a foot of each child with a pencil.
- Then go over the outline with a marker or crayon.
- Write their name on the back of each one.
- The children can color their toenails, draw toe rings, or even draw some fancy socks on their foot.
- Compare sizes of the children's feet. You can even trace your foot and compare its size with the children's feet.

Sculpture Art

Have the children create a sculpture to decorate your room.

What you need:

- Cardboard boxes of various sizes and shapes
- Cardboard tubes from paper towels, wrapping paper, and empty toilet paper tubes
- Masking tape
- Tempera paint and paint brushes (optional)

What to do:

- Have the children stack the boxes and cardboard tubes anyway they want to create a sculpture.
- Tape them to hold them together.
- The children may want to paint their sculpture.
- Place the sculpture somewhere for all to enjoy!



PENNSTATE



College of Agricultural Sciences
Cooperative Extension

Dr. James E. Van Horn, CFLE, Better Kid Care Program Director

Developed by Nancy Wilson, Penn State Better Kid Care Program
253 Easterly Parkway, State College, PA 16801 • Phone: 800-452-9108 • Web site: betterkidcare.psu.edu

Supported and produced with funds from the Office of Child Development and Early Learning, a joint office of the Pennsylvania Departments of Education and Public Welfare, and the Penn State Cooperative Extension Better Kid Care Program.

This publication is available in alternative media on request.

Penn State is committed to affirmative action, equal opportunity, and the diversity of its work force.

Copyright © 2008 The Pennsylvania State University